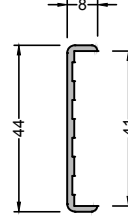
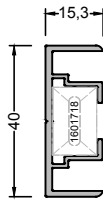
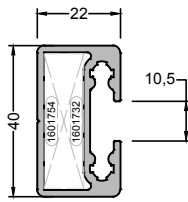


630-1101 (1,135 kg/mt)
IP30F01 KASA PROFİLİ

630-1102 (1,180 kg/mt)
IP30F02 KASA PROFİLİ

630-4101 (0,395 kg/mt)
IP35K01 ETEK PROFİLİ


















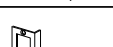











630-7101 (0,169 kg/mt)
IP35G01 ÇITA PROFİLİ



648-3102 (0,805 kg/mt)
D48 V02 KANAT PROFİLİ

648-3106* (0,424 kg/mt)
D48 V06 KANAT PROFİLİ

648-3104 (0,230 kg/mt)
D48V04 LAMİNANT KAPI PROFİLİ

ÜRÜN ÇİZİMİ DRAWING	ÜRÜNÜN KODU PRODUCT REFERENCE	ÜRÜN ADI PRODUCT NAME	ÜRÜN ÇİZİMİ DRAWING	ÜRÜNÜN KODU PRODUCT REFERENCE	ÜRÜN ADI PRODUCT NAME	ÜRÜN ÇİZİMİ DRAWING	ÜRÜNÜN KODU PRODUCT REFERENCE	ÜRÜN ADI PRODUCT NAME
	3202128 YENİ	İÇ CAM FİTİLİ INNER GLASS GASKET 8,0 mm		1601301 CL-04	KÖŞE ONBAŞI 20x20 x 1 mm		5501944 10-120 E	DİL SETİ 60mm LOCK SET
	3202129 YENİ	İÇ CAM FİTİLİ INNER GLASS GASKET 10,0 mm		0901905 10-118	LAMİNANT KAPI MENTEŞESİ (ALM.) DOOR HINGLES		5501945 10-120 E	DİL SETİ 70mm LOCK SET (SADECE PANEL KAPI İÇİN)
	3202129 YENİ	İÇ CAM FİTİLİ INNER GLASS GASKET 10 mm		0907905 10-118B	LAMİNANT KAPI MENTEŞESİ (ÇLK.) DOOR HINGLES		5501304	JUNIOR YAPRAK MENTEŞE JUNIOR HINGES
	3202307 03F-09	KANAT FİTİLİ VENT GASKET		0901908 10-109	LAMİNANT KAPI MENTEŞESİ DOOR HINGLES		5501501 03-131	STUDO RONDO KOL STUDIO RONDO HANDLE
	3202312 03F-11	KASA BİNİ FİTİLİ FRAME GASKET		0101927 09-120	ATLANTA GÖVDE ATLANTA HANDLE		5501941 03-131	RONDO GÖVDE RONDO LOCK
	1601754 24-107	MONTİÇELLİ BAĞLANTI 49,5 x 34 x 10,5 CORNER DOWT		5501942 09-120 A	BİLEZİK HORPE BRACELET		5501606 03-131	RONDO CAM CAMA KARŞILIK LOCK PROVISION
	1601732 24-101	CALL BAĞLANTI 32 x 11,8 x 32 CALL CORNER		5501946 03-142	AYNA MIRROR		5501607 03-131	OFFICE KARŞILIK OFFICE LOCK PROVISION
	1601736 24-104	CALL BAĞLANTI 36 x 11,8 x 36 CALL CORNER		0101918 12-116	KARŞILIK HORPE LOCK		5303301 IG08-01	PLASTİK ŞEFFAF I TRANSPARENT PLASTIC 10 mm
	1601718 24-102	CALL BAĞLANTI 18 x 11,8 x 18 CALL CORNER		5501943 09-120 C	ANAHTAR LOCK		5303304 IG08-01	PLASTİK ŞEFFAF I TRANSPARENT PLASTIC 12 mm
	1601437 CL-18	L BAĞLANTI IPA30 L COVER IPA30 60x60x14mm		0101929 09-120 B	MANDAL LOCK			

